



- 12 Knee operating handwash basins
- 13 Electronic handwash basins
- 14 Handwash station
- 15 Monobloc handwash basin
- 16 Clinium handwash basin
- 17 Janitory sink
- 18 Collective handwash basin
- 18 Foot operated integral washbasin
- 19 Standalone handwash basins
- 20 Handwash basin accessories
- 22 Disinfection cabinets
- 23 Electrocuting insect killers
- 24 Led fly trap with glue sheet
- 24 Bucket and brush holders
- 25 Cleaning and disinfecting stations
- 26 Cleaning and hose reel unit
Spare parts for cleaning unit
- 27 Hose reel for hoses
- 28 Covered stainless steel hose reels

HYGIENE



SCAN ME and download
all the technical datasheets of the range!

WATER IS LIFE, DO NOT WASTE IT...



If you use them 100 times a day for 250 days our handwash basins use 50m³ of water, compared with 165m³ and more with low quality equipment. One m³ of heated water costs 3 euros (French cost), and so this represents an extra cost of 345 euros per year.

So don't make a mistake, buy SOFINOR and let us all help to protect the planet.

Knee operating handwash basins

- In AISI 304L stainless steel
- With 270 mm high backrest at a 30° angle, flexible connection hose, U-bend, swan's neck tap, 1/2" hot/cold water connector
- Premixed hot/cold water (except LMASD)
- Non-return valve
- Push tap adjusted at the factory to: 6 l./min



- With a flow rate of 6l./min, this hand-washer is water-efficient: **a gesture for the planet** and your wallet.
- Knee-operated panel suitable for any size of user.
- Backrest at a 30° angle, no retention of liquid

Handwash basins: round bowl Ø 305 mm x 150 mm



LMASDD/LMASBD



LMA

NO PRE-MIXER - ONLY ONE WATER INLET

Designation	L x D x H mm	Kg	Ref.
With backrest	384 x 353 x 524	8	LMASD
With backrest + plastic soap dispenser*	384 x 353 x 524	8	LMASDD

* = LMDSAV page 21

Shipping within 48h



Hygiene: Completely round bowl

WITH PRE-MIXER

Designation	L x D x H mm	Kg	Ref.
With backrest	384 x 353 x 524	8	LMASB
With backrest + plastic soap dispenser*	384 x 353 x 524	8	LMASBD
No backrest	384 x 353 x 280	7	LMA

* = LMDSAV page 21

Shipping within 48h

Handwash basins: rectangular pressed bowl, 400 x 250 x 140 mm



LMASW / LMASWNF



LMASWDC

WITH PRE-MIXER

Designation	L x D x H mm	Kg	Ref.
With backrest	460 x 380 x 524	9	LMASW
With backrest certified	460 x 380 x 524	9	LMASWNF
With backrest + plastic soap dispenser*	460 x 380 x 524	9	LMASWD
With backrest + chromium - plated soap dispenser mounted**	460 x 380 x 524	9	LMASWDC

* = LMDSAV page 21

** = LMDSAVC2 page 21

Shipping within 48h

NF LABEL - FOOD HYGIENE delivered by AFNOR Certification, 11 rue Francis de Pressensé - 93571 Saint-Denis La Plaine Cedex - France This NF LABEL certify the conformity to the reference number NF031.

Certified characteristic : easy cleaning
www.marque-nf.com

ACCESSORIES
pages 20-21



Economic electronic handwash basins

- In AISI 304L stainless steel
- With 270 mm high backrest at a 30° angle, PVC U bend
- Electronic tap:
- Electronic supply with 6V lithium battery CRP2 type. Waterproofness IP65.
- Premixed hot/cold water
- Shower spray adjusted to 1,9 l./min
- Automatic switchoff of the valve over 30 seconds
- Automatic rinsing of the tap 24h after last use
- Maximum temperature of the water 75°C
- Low battery warning (flashing led)



High quality
Easy to use
With a compact
and design electronic tap



LMASBE1

With round bowl

Designation	L x D x H mm	Kg	Ref.
Electronic handwash basin - Round bowl ø 305 mm x 150 mm	384 x 353 x 524	8	LMASBE1

Shipping within 48h



LMASWE1

With rectangular bowl

Designation	L x D x H mm	Kg	Ref.
Electronic handwash basin - Rectangular pressed bowl, 400 x 250 x 140 mm	460 x 380 x 524	8	LMASWE1

SMALL SPACE, SMALL
BUDGET, ELECTRONICS
WITHIN YOUR REACH

Electronic handwash basin

- In AISI 304L stainless steel
- Electronic control
- Backrest 270 mm high at a 30° angle
- Rectangular pressed bowl, 400 x 250 x 140 mm
- Mixer tap
- Use pressure: 1 to 5 bars
- Output: 3 l/ min per integrated flow limiter
- 3/8" hot/cold water connector (12-17)
- PVC U bend



LMASWENF

Battery-operated - certified NF

- 6v lithium battery, service life: approx. 3 years

Designation	L x D x H mm	Kg	Ref.
Electronic handwash basin certified	460 x 380 x 524	9	LMASWENF

Shipping within 48h

NF LABEL - FOOD HYGIENE delivered by AFNOR Certification, 11 rue Francis de Pressensé - 93571 Saint-Denis La Plaine Cedex - France This NF LABEL certify the conformity to the reference number NF031.
Certified characteristic : easy cleaning
www.marque-nf.com

On main electric network

- Electronic control operating on main electric network - 230 V

Designation	Volts	L x D x H mm	Kg	Ref.
Electronic handwash basin on main electric network	230	460 x 380 x 524	9	LMASWES



LMASWES

ACCESSORIES
pages 20-21



Handwash station

- AISI 304L Stainless steel.
- 586 mm backrest, 30° inclined top, sifon.
- Anti return valve.
- Pressed bowl 400 x 250 mm, depth 140 mm.
- Premixer hot water / cold water 1/2 inch.
- Wall hanging integrated in the back splash.



2 VERSIONS

KNEE OPERATING TAP:

Pressure tap with knee operating tap behind the front panel - Swivelling Swan neck tap with flexible stainless steel hose - Outflow 6 l./min - Premixer

ELECTRONIC SENSOR TAP:

Infrared sensor tap with electronic control - 6 Volts Lithium battery - Out low 3 l./min - Mixer

With plastic accessories



- Soap dispenser LMDSAV
- Bin with holder hanged below the handwash basin LMPBP
- Paper towel dispenser LMDESS1

KNEE OPERATING TAP

L x D x H mm	Kg	Ref.
460 x 380 x 855	11	LMASWT

ELECTRONIC SENSOR TAP

L x D x H mm	Kg	Ref.
460 x 380 x 855	17	LMASWTE

With stainless steel accessories



- Stainless steel soap dispenser LMDSAVX
- Stainless steel wall bin LMPB
- Stainless steel paper towel dispenser LMDESSi

KNEE OPERATING TAP

L x D x H mm	Kg	Ref.
460 x 380 x 855	11	LMASWTX

ELECTRONIC SENSOR TAP

L x D x H mm	Kg	Ref.
460 x 380 x 855	17	LMASWTEX

ACCESSORIES
pages 20-21




Monobloc handwash basin

- In AISI 304L stainless steel
- Backrest 300 mm high with sloped top 45 degrees
- Dimensions of bowl : 285 mm x 430 mm, depth 115 mm
- 3/8" hot/cold water connector (12x17)
- PVC U bend



- 100% AISI 304 stainless steel
- Completely monobloc
- Easy to clean, no joints
- Backrest with sloped top
- Easy to assemble



Knee-operated:

- Swan's neck tap
- Premixed hot/cold water
- Push tap adjusted at the factory to 6 l./min
- Nonreturn valve

Electronic:

- Battery-operated standalone handwash basin : 6 V lithium battery (CRP2), lifespan: 125 000 uses per year for 3 years
- Mixer incorporated into the tap body
- Usage pressure: 1 to 5 bars
- Output : 3 l./min per integrated flow limiter

THE MOST HYGIENIC HANDWASH BASIN!

Version without bin



LMAM

Designation	L x D x H mm	Ref.
Knee-operated monobloc	480 x 360 x 470	LMAM
Electronic monobloc	480 x 360 x 470	LMAME
Electronic monobloc + stainless steel soap dispenser*	480 x 360 x 470	LMAMEDX

* = LMDSAVX page 21

Shipping within 48h



LMAME



LMAMEDX

Version with thermoformed bin



LMAMP

LMAMEP

Designation	L x D x H mm	Ref.
Knee-operated monobloc with thermoformed bin	480 x 360 x 830	LMAMP
Electronic monobloc with thermoformed bin	384 x 353 x 524	LMAMEP
Thermoformed bin only + mounting kit	480 x 265 x 200	LMP

Shipping within 48h



LMP



**Practical and aesthetic
Easy to set up**

Clinium handwash basin

- Made of stainless steel AISI 304L
- Pressed bowl 460 x 380 mm, depth 145 mm, with 1»1/4 waste plug

The CLINIUM is a unit for fighting nosocomial infections. This hand basin is made of 100% AISI 304L stainless steel with a medical design (kidney bean shaped basin) and is available either in a knee-operated or electronic version. It is particularly suitable for washing the hands and forearms.

The bowl is deeper than other products on the market and prevents the hands coming into contact with the sides, to prevent the risk of nosocomial infections. Its stainless steel soap dispenser can be refilled from the top which makes it easier to operate this accessory permanently.



NF LABEL FOOD HYGIENE

delivered by AFNOR Certification

11 rue Francis de Pressensé -
93571 Saint-Denis La Plaine cx
France

This NF LABEL certify the conformity
to the reference number NF031.

Certified characteristic:
easy cleaning
www.marque-nf.com



Ergonomics: supplied with a chrome-plated soap dispenser easily refillable from the top

Hygiene: the volume of the bowl for washing of the forearms without any contact with the sides (to combat nosocomial infections)

Water flow rate: 6 l./min at 3 bars



LMAC

Knee-operated version

- Hot water/cold water pre-mixer 15 x 21 mm with nonreturn valve
- Push button tap behind the front panel
- Adjustable swan's neck tap with connection to the push button
- Fixings integrated into the base



Designation	L x D x H mm	Kg	Ref.
Without accessories	460 x 436 x 270	6.3	LMAC
With chrome-plated soap dispenser*, nail brush	460 x 436 x 270	6.5	LMAC2

Shipping within 48h



* with plastic tank (0.5 l)



LMAC2

ACCESSORIES
pages 20-21



Clinium handwash basin



Electronically-controlled version

- Tap with infrared sensor with a 6 volts LITHIUM battery operated electronic module (lifetime: 3 years)
- Electronically-controlled valve and mixer incorporated into the tap body



Designation	L x D x H mm	Kg	Ref.
Without accessories	460 x 436 x 270	6.6	LMACe
With chrome-plated soap dispenser*, nail brush	460 x 436 x 270	6.8	LMACe2

Shipping within 48h



* with plastic tank (0.5 l)

NF LABEL - FOOD HYGIENE delivered by AFNOR Certification, 11 rue Francis de Pressensé - 93571 Saint-Denis La Plaine Cedex - France This NF LABEL certify the conformity to the reference number NF031.
Certified characteristic : easy cleaning
www.marque-nf.com

Specific options* for Clinium handwash basins

(* Options without NF label)

Designation	L x D x H mm	Ref.
Backrest with welded corners and strengthened (to be screwed on the LMAC)	Length: 460 Height: 550	LMACD
Grey polypropylene waste bin with hooking system under the basin	320 x 290 x 400	LMPBP2

Shipping within 48h

ACCESSORIES
pages 20-21



Janitory sink



- Made of stainless steel AISI 304L
- Compact element on 4 adjustable feet 40 x 40 mm, with 1,25 mm thick
- Hand wash basin over a sink to fill and empty the bucket
- Removable support for bucket
- 1/2 hot/cold water connector
- Delivered with PVC U bend, overflow pipe and swan's neck tap

Ideal for filling buckets and washing the hands of maintenance staff

Designation	L x D x H mm	Kg	Ref.
Depth 600 mm	500 x 600 x 850	20	LMV56
Depth 700 mm	500 x 700 x 850	22	LMV57

Collective handwash basin

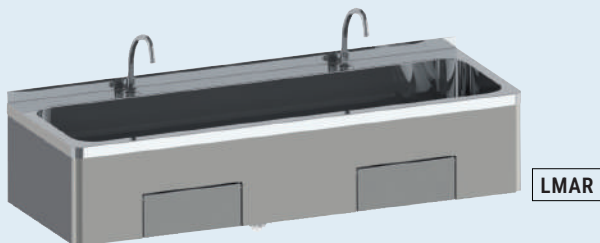
- In AISI 304L stainless steel
- No backrest, with plug and bend
- Rectangular pressed bowl, 1140 x 320 x 165 mm



Electronic version

- 2 electronic mixer taps
- 6v lithium battery (CR-P2)
- Use pressure: 1 to 5 bars
- Output: 3 l/ min per integrated flow limiter
- 3/8" hot/cold water connector (12-17)

L x D x H mm	Ref.
1200 x 425 x 255 (H 415 with tap)	LMARE



Knee-operated version

- 2 swan's neck tap, 1/2" hot/cold water connector
- Non-return valve (Provide 2 hot/cold water inlets)

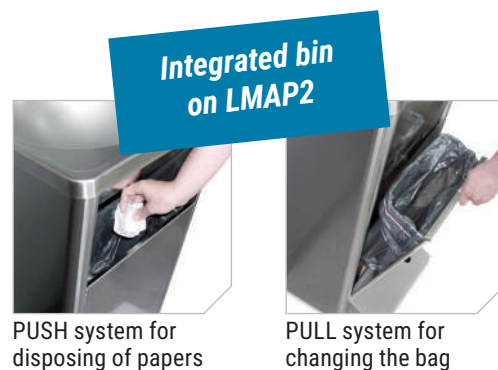
L x D x H mm	Ref.
1200 x 425 x 255 (H 430 with tap)	LMAR

OPTION

LMPBP bin (see page 20)

Foot operated integral washbasin

- In AISI 304L stainless steel
- Adjustable swan's neck tap with connection to the push button
- Premixed hot/cold water 1/2" 15x21
- Non-return valve



PUSH system for disposing of papers

PULL system for changing the bag

WITH PRE-MIXER

Designation	L x D x H mm	Kg	Ref.
No backrest	450 x 450 x 900	12.5	LMAP1
With backrest + plastic soap dispenser + paper dispenser + integrated bin	450 x 450 x 1250	14.2	LMAP2

Standalone handwash basins

Excellent alternative to hand sanitiser gel, it can be installed anywhere without water supply. Mobile, you can move it around with ease.



SCAN ME
for the video demonstration

No heating



- In AISI 304L stainless steel
- Bowl same as LMASW
- Supplied with two 13 liters jerry cans for clean and dirty water
- Foot operated pump
- Fitted with 2 wheels on the back to make it easier to move around
- Available with an integrated chromium-plated soap dispenser (ref. LMDSAVC2 page 21) - Optional, consult us



+ 100% AISI304L Stainless steel / Easy use / Easy cleaning
Ideal for : rooms without a water inlet - for outdoor events - complying with protective measures.

Designation	L x D x H mm	Kg	Ref.
No heating standalone handwash basin	460 x 380 x 1000	18	LMASWA

Shipping within 48h

Hygiene kit for non-heating standalone handwash basin (optional)



The non-heating standalone handwash basin is also available with its optional hygiene kit including :

- An AISI 304 L stainless steel backrest L 460 x D 30 x H 620 mm
- An automatic soap dispenser (ref. LMDSAVA page 21)
- A paper towel dispenser (ref. LMDESSI page 20)
- A plastic bin (ref. LMPBP page 20)

+ Easy mounting, without any tool

Designation	Ref.
Hygiene kit for LMASWA	LMAH

Shipping within 48h

Standalone handwash basin with electric water heater



- In AISI 304L stainless steel
- Equipped with an electronic water-heater of 3.7 kW
- Supplied with two 13 liters jerry cans (for the supply of cold clean water and the discharge of dirty water)
- An adapted plug (2.5 mm² cable) enables to heat the water at 45°C in few seconds, adjustable by an easy-to-access mixing valve
- Consumes electricity only when the tap is running under the action of the pedal
- Also equipped with a soap dispenser (ref. LMDSAV), a space for paper towel roll and a space for removable bin (ref. LMPBP)
- In conformity with the 24th April 2004 N°852/2004 regulation
- Fitted with wheels on the back to make it easier to move around
- Single phase 230 Volts - 50 Hertz - 3740 Watts

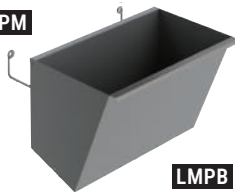
L x D x H mm	Ref.
482 (752 with the bin) x 450 x 1200 and soap dispenser	LMASWAC

+ Ergonomics: height of the bowl / **Safety:** the water-heater runs only in presence of water.
Hygiene: the water is not stocked in a tank, so there is no risk of developing bacteria.
Economical: it is a money-saving system as it consumes electricity only when it is running. Bin and soap dispenser included.



Handwash basin accessories

LMASPM



LMPB

Stainless steel wall mounted bin

- To be wall-mounted
- Optional: stainless steel holder for the discharge pipe

Designation	L x D x H mm	Ref.
Wall mounted bin	390 x 250 x 265	LMPB
Option : stainless steel holder		LMASPM



LMPBP

Grey polypropylene 26 liters capacity bin

- With a system for fixing to the basin, can be fitted to all our basins
- Without tools

Designation	L x D x H mm	Ref.
For LMASB, LMASD, LMASW, LMAR	320 x 290 x 400	LMPBP
For CLINIUM	320 x 290 x 400	LMPBP2
For LMAME - LMAM		LMPBP3

Shipping within 48h



LMBRC3

WITH HOLDER

Nail brush + holder

Designation	Ref.
Nail brush on 1 face + stainless steel holder	LMBRC3

Shipping within 48h



LMASMA

Automatic electric hand dryers

- Construction : 2 mm thick steel
- Finish : white epoxy

Power	L x D x H mm	Kg	Ref.
2,450 kW - 220 V	278 x 210 x 246	6.7	LMASMA



LMDESS1

Paper dispenser for folded paper towels

- White ABS cover - Grey ABS frame
- Capacity : 400 to 600 paper towels
- Display of the level of paper towels
- 4 points of fixing
- Security lock



Ergonomic: easy to change consumables

Designation	L x D x H mm	Ref.
Paper dispenser for folded paper towels	332 x 135 x 291	LMDESS1

Shipping within 48h



LMDESSi

Stainless steel paper dispenser for folded paper towels

- For interlocked flat paper
- Brushed stainless
- Paper level display
- Security lock

Designation	L x D x H mm	Ref.
Stainless steel paper dispenser for folded paper towels	280 x 100 x 370	LMDESSi



Handwash basin accessories



LMDESS5

Paper roll dispenser

- Central paper towel dispenser in ABS grey colour
- Ø 205 mm maximum coil
- Safe closure with key fix or removable
- Easy loading of consumables
- Equipped with an adjustable tightening system to slow down the emptying

Capacity	L x D x H mm	Ref.
450 sheets (roll Ø 205 mm)	220 x 220 x 310	LMDESS5

Shipping within 48h



LMDSAV

Plastic soap dispenser

- Opening with a key
- Container with round shape to avoid any residual deposit
- Anti dip safety
- Pump can resist to 1 million of pushes
- For all type of soaps, liquids and washing creams
- Easy cleaning, removable container

L x D x H mm	Kg	ml	Ref.
120 x 100 x 160	0.2	450	LMDSAV

Shipping within 48h



LMDSAVX

Stainless steel soap dispenser

- Shining AISI 304L stainless steel
- Reinforced fixing system
- Lockable hood
- Translucent level light



Hygiene :
all stainless steel

L x D x H mm	ml	Ref.
125 x 110 x 205	700	LMDSAVX

Shipping within 48h



LMDSAVC2

Chromium-plated soap dispenser

- With a 0.50l plastic can
- To fix yourself on the existing handwash basin – drill a hole on the sink if missing
- Body and pusher in massive brass with filling from the top or through the bottom directly in the can

mm	ml	Ref.
Beak length : 111, beak height : 60	500	LMDSAVC2

Shipping within 48h



LMDSAVA

Automatic soap dispenser

- With bull tank
- Turns off automatically when opening the top cover
- Automatic hand detection by infrared cell
- Translucent light level
- Provide a dose each 3 seconds
- Power supply : 4 batteries 1,5 V type LR6 (AA) (not provided)

L x D x H mm	ml	Ref.
140 x 107 x 235	1100	LMDSAVA

Disinfection cabinets

- In AISI 304L stainless steel
- Single phase 230 V - 50 Hz / 60 Hz
- Germicidal lamp: lifetime 8000 h
- Timer: 120 min.
- Safety cut out when doors opened
- Resistance to solids and water: IP24
- Inclined top surface: helps to comply with hygien standards



Ergonomics: Handle made of thermohardening plastic, fixed to the door using a cross headed bolt, for a better grip and an excellent hold on the door

Hygiene: Completely smooth, sloping top

Safety: Crushed folds - Integral pan to protect the utensils from anything sticking out

With magnetic bar



MZC10



MZC10S



MZC20

15 KNIVES - 15 W LIGHT

	L x D x H mm	Kg	Ref.	with UK plug
Not lockable	593 x 150 x 646	8.5	MZC10	MZCA10
Lockable	593 x 150 x 646	8.5	MZC10S	MZCA10S

Shipping within 48h



30 KNIVES - 30 W LIGHT

	L x D x H mm	Kg	Ref.	with UK plug
Not lockable	1082 x 150 x 646	14	MZC20	MZCA20
Lockable	1082 x 150 x 646	14	MZC20S	MZCA20S

Shipping within 48h

With removable stainless steel basket



MZC10P



MZC10SP



MZC20SP



More disinfected utensils
Small footprint

25 KNIVES - 15 W LIGHT

	L x D x H mm	Kg	Ref.	with UK plug
Not lockable	593 x 150 x 646	8.5	MZC10P	MZCA10P
Lockable	593 x 150 x 646	8.5	MZC10SP	MZCA10SP

Shipping within 48h



50 KNIVES - 30 W LIGHT

	L x D x H mm	Kg	Ref.	with UK plug
Not lockable	1082 x 150 x 646	14	MZC20P	MZCA20P
Lockable	1082 x 150 x 646	14	MZC20SP	MZCA20SP

Shipping within 48h




TESTED BY PASTEUR INSTITUTE IN LILLE - Efficient against:
Salmonella enterica, Staphylococcus aureus, Escherichia coli

Electrocuting insect killers

- Average working life of lamp : 20 000 hours
- High quality UV-A LED tube with best attraction to the flying insects
- 304 stainless steel + ABS fireproof housing
- Transformer of superior quality to ensure best killing rate
- With micro switch for safety using
- With collection tray for easy cleaning
- Made for free standing or hanging
- No spray, eco-friendly
- Ideal for using in restaurant, food shops,supermarket



Stainless steel and led lamp technology
Lamp life : 20 000 hours compared to 8 000 hours for a conventional lamp
50/60 Hz compatible



HIGH QUALITY



TMX30

14 W MODEL

L x D x H mm	Watts	Volts	Power	Coverage	Lamp type	kg	Ref.
548 x 112 x 262	14	2000-2500	220-240 V 50-60 Hz	100 m ²	2 x 7 W	2.2	TMX30

Shipping within 48h



TMX40

18 W MODEL

L x D x H mm	Watts	Volts	Power	Coverage	Lamp type	kg	Ref.
704 x 112 x 262	18	2000-2500	220-240 V 50-60 Hz	150 m ²	2 x 9 W	3.1	TMX40

Shipping within 48h

OPTIONS


	Ref.
Set of 6 glue sheets for TMX30	TMXG30
Set of 6 glue sheets for TMX40	TMXG40

Shipping within 48h

Led fly trap with glue sheet

- Completely made of AISI304 stainless steel
- Robust, resistant, professional and with excellent aesthetics
- The pivoting front allows the appearance of the device to be modified to adapt it to the local configuration, while the

- adhesive sheet with a black background prevents the trapped insects to be seen from outside of the device
- The replacement of the glue sheet can be done easily without tools by sliding the glue sheet in the runners



TMXL



Led lamp to attract insects



Adhesive film insect killer (0.28 m² x 2)



Robust and aesthetics
Easy cleaning

L x D x H mm	Watts	Power	Coverage	Lamp type	kg	Ref.
650 x 120 x 355	18	230 V 50 Hz	320 m2	2 x 9 W led	5	TMXL

Glue sheet not included, please add the item below

OPTION	Ref.
Set of 6 glue sheets for TMXL	TMXLG

Bucket and brush holders

- All stainless steel AISI304L (excepted for 1050FIX01 in aluminium)
- Wall mounted

Don't let your empty buckets and brushes drag on the floor for maximum hygiene and compliance with standards



SUPSEAU

Designation	L x D x H mm	Ref.
Bucket holder	300 x 300 x 220	SUPSEAU



SUPBALAI

Designation	L x D x H mm	Ref.
Brush holder	120 x 485 x 300	SUPBALAI



1050FIX01

Designation	L x D x H mm	Ref.
Rapid fixing rail for brush with 4 holders « one click » To be fixed at the bottom of the cupboard or on the wall	Length 500	1050FIX01

Cleaning and disinfecting stations

- Unit with 15 m hose
- Venturi washing/rinsing system: can be set between 0.5 and 20% (supplied with 14 nozzles)
- Connection to cold or hot water via 3/4 F stainless steel braided hose (max. 50°C, optimum pressure 2.5 bar and max. 6 bar). Optional mixer tap.
- Flow : 13 l./min for rinsing and 8 l./min for washing
- Hose (15 m) : food quality, crimped connections, resistance 20 bars at 50°C, resistance to animal and vegetable fats (safety coefficient 3)
- Spray gun: shockproof, fitted with a fast fit nozzle, resistant to 50°C - 25 bars
- Holder: Stainless steel for rectangular 5 liters can



Great robustness
HACCP design - Easy to clean
Ergonomic and visually pleasing result

Covered models - thermoformed PVC shell



CNET03/1

Designation	L x D x H mm	Kg	Ref.
Single product covered unit*	270 x 95 x 370	9	CNET03/1

* Cans and products not supplied



CNET03/2

Designation	L x D x H mm	Kg	Ref.
Dual product covered unit*	270 x 95 x 370	9	CNET03/2

* Cans and products not supplied

Cleaning and hose reel unit



Covered units + stainless steel automatic hose reel 15 meters (CNET05FIRST)

- 15 m + 1,5 m connector (s/steel braiding)
- Swivel bracket kit in option page 27

Designation	Ref.
Single product covered unit + stainless steel automatic hose reel 15 m*	CNET03C/1F
Dual product covered unit + stainless steel automatic hose reel 15 m*	CNET03C/2F

* Cans and products not supplied. Supplied with spray gun.



Covered units + stainless steel automatic hose reel 20 meters (CNET05)

- 20 m + 1,5 m connector (s/steel braiding)
- Swivel bracket kit in option page 27

Designation	Ref.
Single product covered unit + stainless steel automatic hose reel 20 m*	CNET03C/1I
Dual product covered unit + stainless steel automatic hose reel 20 m*	CNET03C/2I

* Cans and products not supplied. Supplied with spray gun.



Covered units + ABS material automatic hose reel 15 meters (CNET04)


- 15 m + 2 m connector (PVC hose)
- Swivel bracket kit in option page 27

Designation	Ref.
Single product covered unit + automatic ABS material hose reel 15 m*	CNET03C/1P
Dual product covered unit + automatic ABS material hose reel 15 m*	CNET03C/2P

* Cans and products not supplied. Supplied with spray gun.

Spare parts for cleaning unit

Extension hose



Length (meters)	Ref.
10	4550CNET2120
15	4550CNET2121
20	4550CNET2122

« BA » Kit

Designation	Ref.
" BA " backflow preventer kit for single and dual product cleaning unit	4550CNETBA

Other options

Designation	Ref.
Extension kit (connection)	4550CNET2130
Thermostatics mixing valve	4550CNET2140

Hose reel for hoses

Stainless steel automatic roller with 15 m of 12x20 hose (economic range) - Without spray gun

CNET05FIRST



- Drum, clip and arm : s/steel AISI 304L
- Stainless steel open shell (complying with hygiene standards)
- Adjustable arm to help the extraction of the pipe according to the installation
- Spring winder completely enclosed and protected
- Automatic stopping system allows to set the requested length of the hose
- Brass holding axis self lubricated, solid and resistant to corrosion
- Brass swivel for waterflow
- Self lubricated rotating coupling guide : large opening multi channel
- Adjustable stopper
- Quick connector type NITO
- **20 bars at 70°C**

L x D x H mm	Kg	Ref.
186 x 410 x 400	18	CNET05FIRST

SWIVEL BRACKET KIT
optional
Ref.
4550CNET04S

Stainless steel automatic roller with 20 m of 12x20 hose - Without spray gun

CNET05



- Same as above mentioned except :
- All stainless steel swivel and water passage
 - Palier PTFE

L x D x H mm	Kg	Ref.
232 x 560 x 460	23	CNET05

SWIVEL BRACKET KIT
optional
Ref.
4550CNET06S

ABS material automatic hose reel with 15 m of blue food quality hose - Without spray gun

CNET04



- Drum : solid and practical made in ABS material, shock proof
- Clip and arm : s/steel AISI 304L
- Adjustable arm to help the extraction of the pipe according to the installation
- Spring winder completely enclosed and protected
- Automatic stopping system allows to set the requested length of the hose
- Brass holding axis self lubricated, solid and resistant to corrosion
- Brass swivel for waterflow
- Self lubricated rotating coupling guide : large opening multi channel
- Adjustable stopper
- Quick connector type NITO

+ Strong - Useful - Light

L x D x H mm	Kg	Ref.
186 x 460 x 450	15	CNET04

SWIVEL BRACKET KIT
optional
Ref.
4550CNET04S

Blue fitted shockproof spray gun

CNETPIST



- Nickel-plated outlet and more powerful flow
- Reinforced stainless steel push button
- Protected trigger
- Adjustable spray

Designation	Ref.
Shockproof spray gun	CNETPIST

+ With quick hose connection

Covered stainless steel hose reels

Covered stainless steel automatic roller with 15 m of hose - With heavy duty spray gun

- Anti-friction plastic rollers to reduce wear and tear of the hose
 - Retractable hose 15 meter-long in rubber suitable for food contact. This material is compliant with the European Regulation EC 1935/2004.
 - Threaded connection M 1/2"
 - The length of the hose hanging out of the reel can be easily adjusted
 - Stainless steel external reinforcement spring to protect the hose from excessive bend radius
 - Hose reel is swiveling to helps extracting the hose and to reduce hose wear and tear
 - Possibility to adjust the strength of the retraction spring
 - Casing and wall bracket in polished AISI 304 stainless steel
- Heavy duty spray gun :**
- Adjustable spray: for a narrow jet up to 60° wide
 - High efficiency: great rinsing power while saving water
 - Trigger with safety lock to prevent accidental spraying
 - Ergonomic design and heat-insulated handle
 - Adjustable spray nozzle is interchangeable with extension
 - G 1/2 female threaded inlet
- Operating conditions :
- Water temperature: max. 90°C (194°F)
 - Pressure: max. 1 MPa (145 psi)



Designation	Ref.
Covered stainless steel roller with 15 m of hose - With heavy duty spray gun	CNEK15

Covered stainless steel automatic roller with 20 m of hose - With heavy duty spray gun

- Same as above mentionned except :
- Retractable hose 20 meter-long



Designation	Ref.
Covered stainless steel roller with 20 m of hose - With heavy duty spray gun	CNEK20

Heavy duty spray gun for industrial cleaning



Designation	Ref.
Heavy duty spray gun for industrial cleaning	CNEKPIST